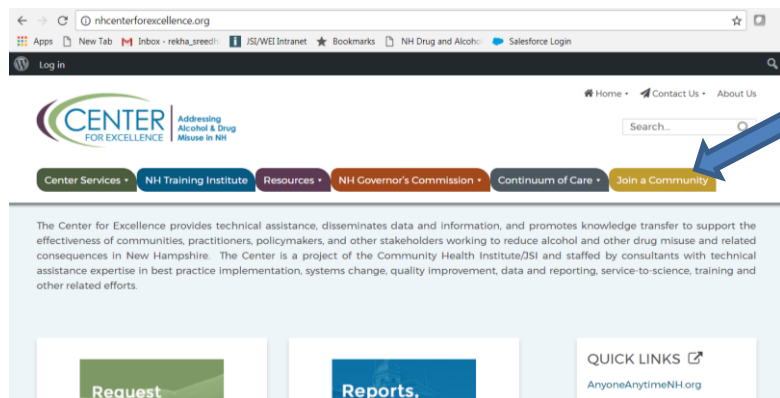


## NH Center for Excellence Communities of Practice Discussion Forum Instructions

The Center for Excellence is facilitating several communities of practice (CoP). Two of these, the Peer Recovery Support Services (PRSS) Community of Practice and the American Society of Addiction Medication (ASAM) Community of Practice include access to discussion forums. Each forum allows members to post questions and/or respond to other members' comments. Please refer to the following instructions to become a member and to use a discussion forum.

### To Become a Member of a CoP

1. Visit the Center for Excellence website at [www.nhcenterforexcellence.org](http://www.nhcenterforexcellence.org)
2. Click on the JOIN A COMMUNITY tab from the top navigation bar on the homepage.



3. Scroll down page and complete the form to request access to one of the CoPs.

Log in

Complete the request form to apply for membership.  
*All fields are required.*

Choose your Username:

Your Email:

First and Last Name:

Organization Name:

The Community of Practice that you would like to join (select at least one):

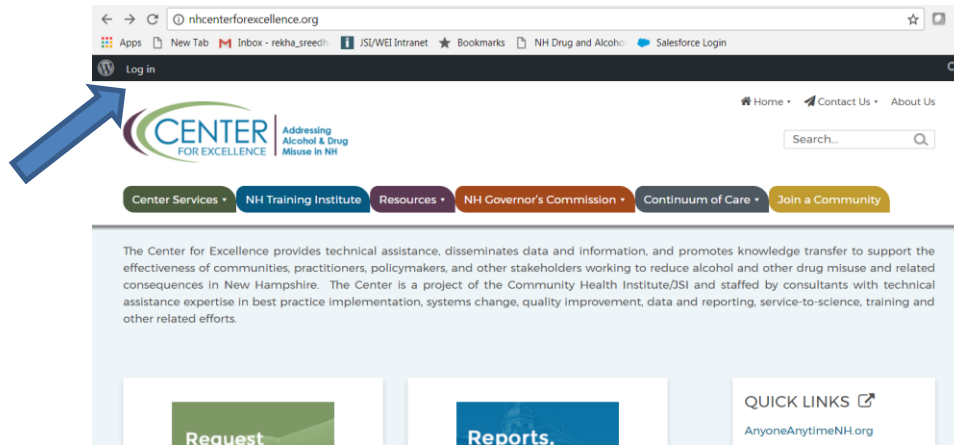
Peer Recovery Support Services

Substance Use Disorder Clinical Issues/ASAM Criteria

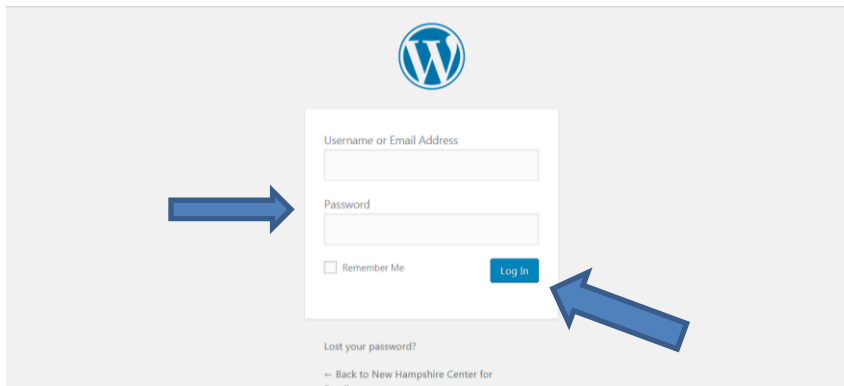
4. Click on the 'Send' button.
5. Your request will automatically be sent to and reviewed by staff at the Center for Excellence.
6. If access is granted, you will receive an email indicating that your account has been activated and you will be provided with a username.

## How to Log In to the Discussion Forum *(The following steps are for those who are a member of a CoP. If you are not a member of a CoP, please see instructions on page 1 on “How to Become a Member of a CoP”.)*

1. Click on ‘Log In’ located at the upper left hand corner.



2. Log in with your username (first initial and last name) and click on ‘lost your password’ to create a password. You will receive an email with a generic password. This password can be changed once you are logged into your account.



3. Once you click on the ‘LOG IN’ button, you will be brought back to the NH Center for Excellence homepage.
4. Click on the JOIN A COMMUNITY TAB from the top navigation bar.
5. On the right hand side of the screen, click on the CoP that you are a member of.

Center Services • NH Training Institute Resources • NH Governor's Commission • Continuum of Care • Join a Community

## Join a Community

A community of practice (CoP) convenes a group of individuals interested in a similar topic to share knowledge, information and experiences in an effort to learn more about a topic and to improve current practices.

Already a member of a Community of Practice? – [Log in!](#)

The Center is facilitating several networks to help professionals from a wide range of settings to develop a better understanding of substance misuse and how their work plays a role in helping to prevent, treat and support recovery. Through each CoP, opportunities for learning via webinar, in-person and other modalities as well as resources and tools are available. Past CoP webinar recordings and other resources & tools, can be accessed in the Community of Practice Resources. Some CoPs have a discussion forum which allows members to post a question and/or respond to other member comments.

**Peer Recovery Support Services** – For Recovery Community Organizations, to connect those

[JOIN A COMMUNITY](#)

[JOIN A COMMUNITY](#)  
Peer Recovery Support Services  
ASAM Criteria

[BEST PRACTICE BULLETIN](#)

## How to Have Conversations in the Discussion Forum

To start a new conversation topic:

1. To begin a conversation – you must be logged into your CoP and on the FORUM tab. Click on 'FORUM' tab if not on it already.

Home **Forum** Upload Document Here Members (28) Manage

Peer Recovery Support Services

Subscribe

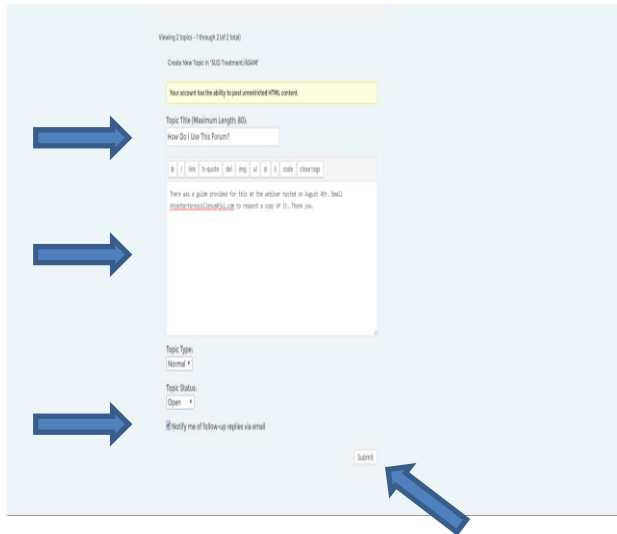
This forum contains 2 topics, and was last updated by Jessica White 6 months, 1 week ago.

Viewing 2 topics - 1 through 2 (of 2 total)

Topic	Voices	Posts	Freshness
Ethical Guidelines for Recovery Services Started by  Jessica White	1	1	6 months, 1 week ago Jessica White
Love the PRSS Community Of Practice Started by  Carolee Longley	1	1	1 year, 1 month ago Carolee Longley

Viewing 2 topics - 1 through 2 (of 2 total)

2. Scroll down the page to insert a topic title (Maximum Length: 80). It is best to include a brief, descriptive topic title so that other members can easily navigate the various posts and be able to see at-a-glance the subject of the conversation topic.
3. Include a question or comment in the conversation box.
4. Check the notification box if you would like to be notified via email when another CoP member responds to your topic.
5. Click 'Submit' and the question/comment is posted to the page for others to respond to.
6. Click on the 'Forum' tab again and you should see your post listed as a topic of discussion.



To respond to an existing conversation topic:

1. To respond to a conversation – you must be logged into your CoP and on the FORUM tab of this page. Click on 'FORUM' tab if not on it already.
2. Click on the hyperlinked topic you would like to respond to.
3. Add your comment in the conversation box.
4. Click 'Submit' and the question/comment will be posted to the page for others to respond to.

## How to Access Community of Practice Resources

There are two ways to access resources.

OPTION 1: If you're already logged into the CoP

1. Click on the 'FORUM' tab if not on it already.
2. In the intro, click on the hyperlink to go directly to the CoP Resources page.



OPTION 2: If you're not logged into the CoP

1. Visit the Center for Excellence website at [www.nhcenterforexcellence.org](http://www.nhcenterforexcellence.org)
2. Click on the RESOURCES tab from the top navigation bar on the homepage.
3. Click on Community of Practice Resources from the drop down, followed by the CoP of interest.

